Multiple District G

As of October 2026 Cumulative

Year	New Clubs	Dropped Clubs	Gain/ Loss Clubs	New Members	Charter Members	Reinstate Members	Transfer Members	Total Member Added	Total Members Dropped	Gain/ Loss Members
2022-2023	5	8	-3	238	132	36	15	421	689	-268
2023-2024	5	10	-5	229	129	78	25	461	621	-160
2024-2025	6	9	-3	298	147	66	9	520	510	10
2025-2026	10	3	7	322	253	82	11	668	441	227
2026-2027	2	0	2	91	51	7	7	156	104	52
Average	**6**	**6**	**0**	**236**	**142**	**54**	**13**	**445**	**473**	**-28**

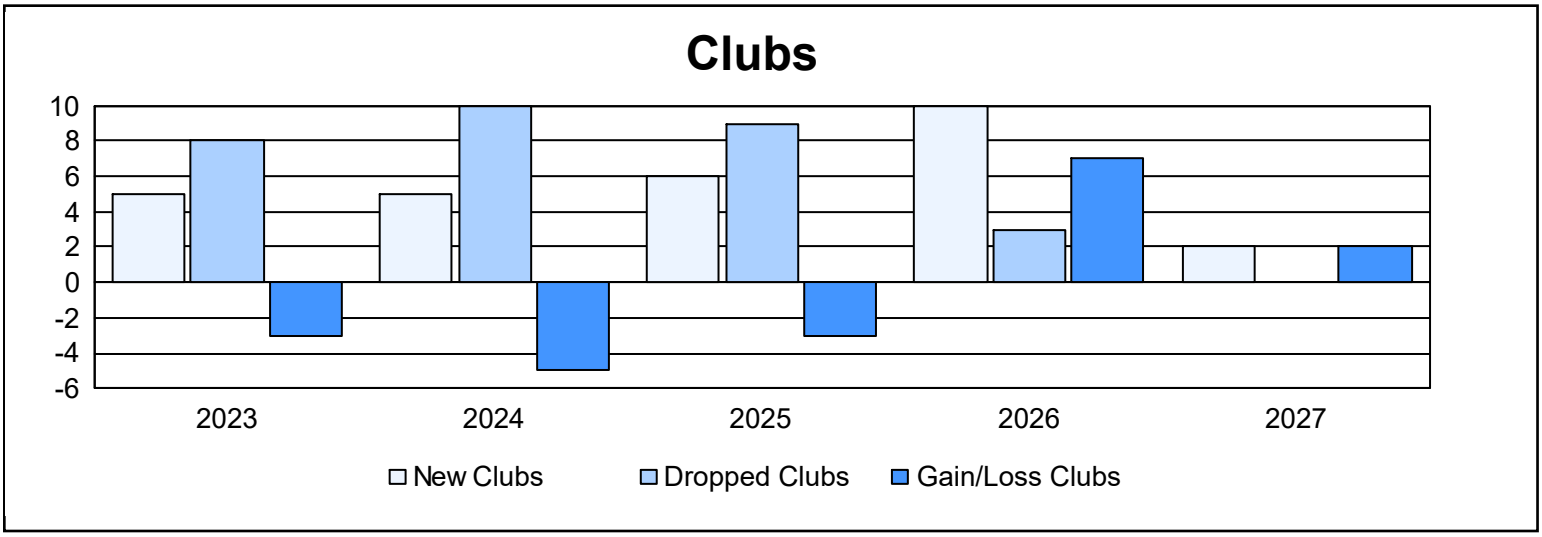

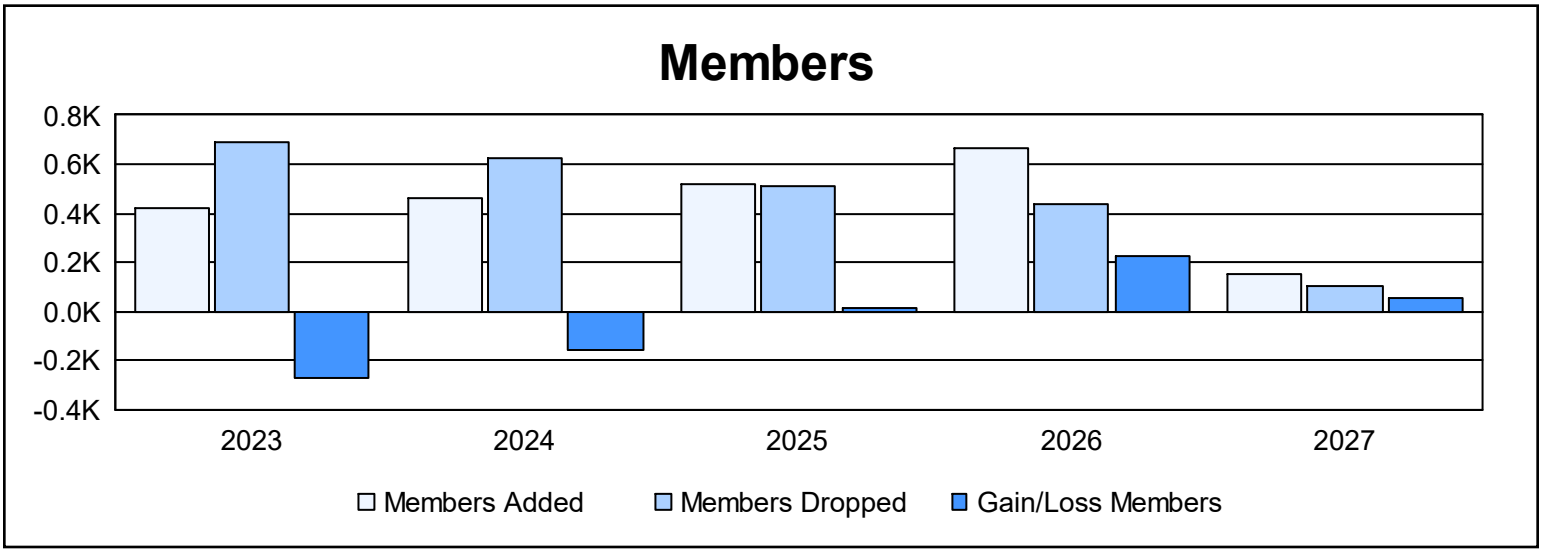

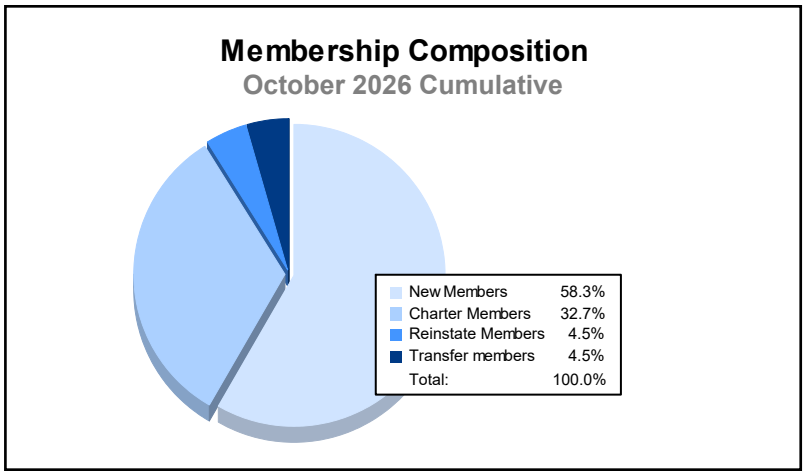
Membership Composition
October 2026 Cumulative
New Members 58.3%
Charter Members 32.7%
Reinstate Members 4.5%
Transfer members 4.5%
Total: 100.0%

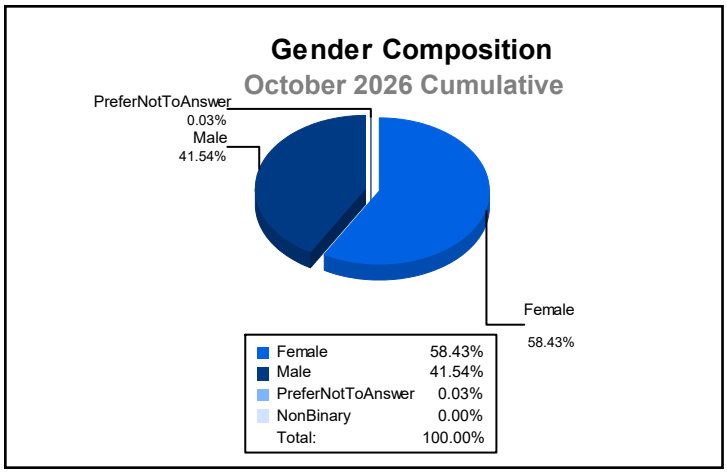
Gender Composition
October 2026 Cumulative
PreferNotToAnswer
0.03%
Male
41.54%
Female
58.43%
Female 58.43%
Male 41.54%
PreferNotToAnswer 0.03%
NonBinary 0.00%
Total: 100.00%